



Australian Government
Department of Social Services



Social and Community Participation Grant Opportunity 2023-24

Feedback for applicants



In this document

About this document	-----	Page 3
About the SCP grant	-----	Page 5
How we decided who gets a grant	-----	Page 8
Feedback from the Panel	-----	Page 10
Assessment criteria	-----	Page 14
Criterion 1	-----	Page 15
Criterion 2	-----	Page 18
Criterion 3	-----	Page 20
Word list	-----	Page 22
Contact us	-----	Page 24

About this document




This document is about the Social and Community Participation Grant.

We call it the SCP grant for short.




In this document we give feedback about the applications for the SCP grant.




The Australian Government Department of Social Services (DSS) wrote this feedback.

When you see the word 'we' it means DSS.



This is an Easy Read summary.

It is a short version of the full document.




You can find the full document at

www.communitygrants.gov.au.




The feedback explains


- how we decided who gets a grant
- which applications did well.



An **application** is when you fill out an application form to get a grant.



The feedback shows what successful applications did well.




This feedback can help organisations to write better grant applications in future.



This feedback is general feedback only.

It is about all the grant applications.



We did not give anyone individual feedback on this grant.

About the SCP grant



The SCP grant applications opened on 25 August 2023.



Applications closed on 6 October 2023.



640

There were 640 applications for the SCP grant.



Funding of up to \$50 million was available.



This grant is part of the Information, Linkages and Capacity Building Program (ILC).

ILC is an Australian Government grant program.



Capacity building is when people get support to increase their

- abilities
- skills
- confidence.



ILC supports all people with disability.

Not just people who get National Disability Insurance Scheme (NDIS).



ILC's goal is to increase social and community participation for people with disability.



Social and community participation means that

- people with disability are able to take part in their community



- communities and services include people with disability.



The SCP grant is for projects that support people to

- take part in their community
- contribute to their community
- access their community and be included.



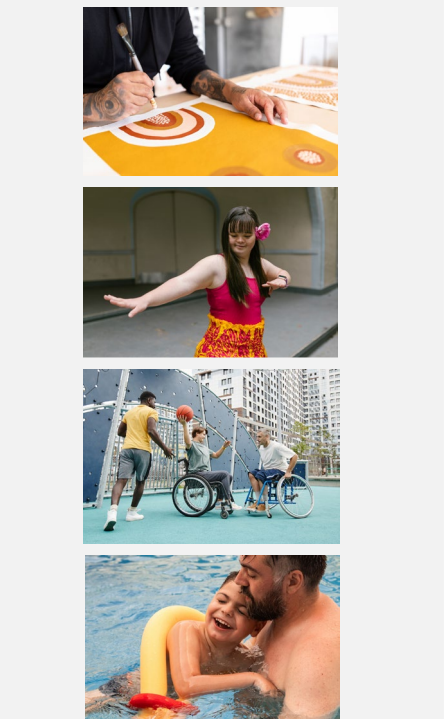
The SCP grant supports people with disability, family and carers to take part in **mainstream activities**.




Mainstream means taking part in the same community activities as everyone else.

This includes activities like


- art
- culture
- sport
- play and enjoyment.




How we decided who gets a grant



The Community Grants Hub read all the grant applications.




We checked if applications followed the rules for getting a grant.




A group of people also looked at the application.

This group is called the Selection Advisory Panel (SAP).




The panel is a group of experts.

They help us to make a good decision about the grants.



A decision maker from DSS made the final choice about who gets a grant.



The panel thinks about how well organisations did on their application.

For example, did the organisation:




- follow the rules in the grant opportunity guidelines?



- choose a **priority cohort** for their activities?



A priority cohort is a group of people who may need more support to take part in their community.



- answer the assessment questions well?




- offer good value for money?

Feedback from the panel



The panel said that some applications did well.



Applications did well if they

- met the outcomes of the SCP grant
- followed the **social model of disability**.



The social model helps us think about things that stop people with disability from being included in community and social life.



Applications did well when they showed

- how their activities would support people with disability to be included



- how many people with disability would benefit from the project



- how people with disability would be involved in the project activities.



Applications also did well when they

- already have relationships with other groups and organisations



- focused on mainstream activities not separated activities



- planned how to use funding for activities



- know people to contact in the area for their project



- provide face-to-face services in the area for their project.



The panel also told us which applications did not do well.

These applications included:



- national projects that did not have the ability to deliver nationally



- applications that were similar to other grants like
Individual Capacity Building
Economic Participation



- medical or clinical projects that are part of health care



- projects to develop resources that already exist.

Selection results




Many organisations were interested in the SCP grant.




Successful organisations met all the rules in the grant opportunity guidelines.



The grant opportunity guidelines are on the [GrantConnect website](#).



Successful applicants had good answers to the assessment questions.




If applicants did not meet all the rules

- they did not get a grant
- we told them this in writing.

Assessment criteria




Applicants had to answer 3 important questions in their grant application.



We call them **assessment criteria**.



We used the answers to help us choose the successful grants.



In this section we explain

- what applicants did well when they answered the assessment criteria



- what made their application good.

Criterion 1



In Criterion 1 we asked organisations to describe their project activities.



Good applications clearly described

- the problem or need they will meet
- evidence to show the importance of this problem
- what activities they will do to meet this need.



Good applications told us

- which groups of people their project would support
- why their project is important for these people
- evidence to prove why these people needed the activity.





Good applications described each activity they were planning.



They told us

- where they will do their activities



- how they will do their activities in each area. For example online or face-to-face.




Good applications gave us details about their activities.




They told us about

- milestones in each activity
- how much time it will take.




They explained how they would know when their activities were successful.




Good applications also:



- explained how their project outcomes will meet the goals of the SCP grant



- explained how their project was new or different



- told us about the risks to their project and how they will manage the risks.

Criterion 2



In Criterion 2 organisations told us how people with disability will take part in delivering their project.



Good applications explained what people with disability will do throughout the project.



They described

- their specific roles on the project



- their experience in working together with the priority cohort



- how the project will benefit people and the community.



Good applications described what outcomes they want to achieve.



They told us


- how they will measure each outcome
- different methods they will use for this.



They explained how they can use what they learn in future.



They thought about how their project can grow or continue after the grant funding finishes.



They described where they could get support to

- continue the work of the project




- share the project work and resources with others.

Criterion 3



In Criterion 3 we asked organisations about their skills and experience.



Good applications explained why they would be successful at doing their project.



They told us about

- their experience and success on other projects



- their experience with the priority cohort they chose for their project.



Good applications explained how other people and organisations will support their project.




They gave details about

- the organisations and people who will support their project now



- the organisations and people they will work with in the future




- how these relationships will help to make the project a success.




Good applications also explained

- how their organisation is managed

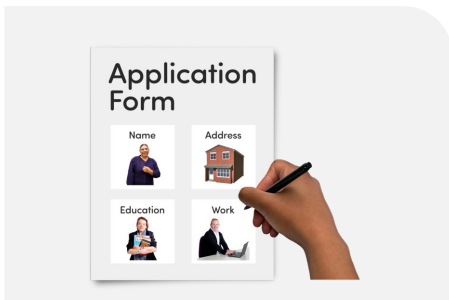


- that they have the right people to work on the project




- how this will help to make the project a success.

Word list



Application

When you fill out an application form to get a grant.



Assessment Criterion


A question that applicants answer in their application.



Capacity Building

When people get support to increase their

- abilities
- skills
- confidence.



Evidence

When you have information or proof to show something is true.




Grant

When the government gives money to an organisation or group to do important work in the community.



Mainstream activities

Taking part in the same community activities as everyone else.



Priority cohorts

Groups of people with disability who may not be included in the community because of

- their identity
- age
- where they live.



They may need more support to take part in their community.



Social model of disability

A way of thinking about disability.

It helps us think about things that stop people with disability from being included in community and social life.

Contact us



If you have questions about this feedback you can contact the Community Grants Hub.



Phone 1800 020 283 and select Option 1.



Email support@communitygrants.gov.au



Community Grants Hub website

www.communitygrants.gov.au



This Easy Read document was made by [Easy to Read.](#)